

LIGHTING



DULCINEA MIMMO PALADINO

















**ELEUTHERA** MASSIMO MARIANI



**INA** CARLOTTA DE BEVILACQUA







**PINBALL WIZARD PARETE** DANESE DESIGN

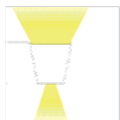


**XIAO TET PARETE** CARLOTTA DE BEVILACQUA

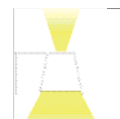

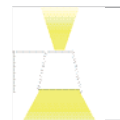


**KISKA PARETE** STUDIO 63

**ATA PARETE 94, 124** ALBERTO ZECCHINI



**ATA PARETE 94, 124** ALBERTO ZECCHINI



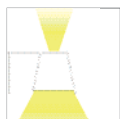
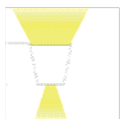
**ARU PARETE** ALBERTO ZECCHINI

**ATA PARETE 32** ALBERTO ZECCHINI

**ATA SYSTEM** ALBERTO ZECCHINI



**ATA SOSPENSIONE 94, 124** ALBERTO ZECCHINI



**TING** CARLOTTA DE BEVILACQUA










**EVOLUTE SOSPENSIONE** MATALI CRASSET



**FALKLAND** BRUNO MUNARI  
**FALKLAND 85 - 53**







HBM 75 light on>



< HBM 52 light off



table



**KISKA SOSPENSIONE** STUDIO 63




**PINBALL WIZARD SOSPENSIONE** DANESE DESIGN





direct, indirect, diffused



direct, indirect, diffused

indirect      direct, diffused



indirect      direct      indirect, diffused      direct, diffused






ORION ALFA



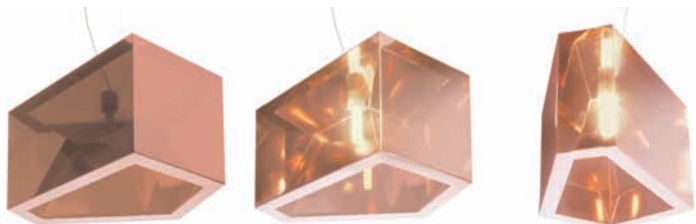
ORION BETA



CENTAURUS

light off



light on







AMAMI		<b>table lamp</b> ø cm 39x30h	opaline polycarbonate shade and stem or printed with texture shade	opaline flower layer marble layer	
ARU PARETE		<b>wall lamp</b> cm 14x9x10,5h	painting metal stem base and shade	white metallized light grey	
ARU TAVOLO		<b>table lamp</b> cm 9x12,5x39h	painting metal stem base and shade	white metallized light grey	
ARU TERRA		<b>floor lamp</b> cm 10x13,5x180h	painting metal stem base and shade	white metallized light grey	
ATA 94-124		<b>suspension and wall lamp</b> ata 94: cm 94x9x6h ata 124:cm 124x9x6h	sheet metal painted	white	
ATA 32		<b>wall lamp</b> cm 32x12x10h	sheet metal painted	white	
BALI		<b>table lamp</b> cm 30x30x43h	diffuser in PVC, base in natural wood, profile in brass		
BINCAN LIGHT		<b>floor table</b> cm 21,5x175h	metallic painted shade and structure, dimmer on cable	light grey	


CAPRI		<b>suspension lamp</b> cm 30x30x30h-max200h cm 45x45x45h-max200h cm 60x60x60h-max200h	aluminium structure, shade in opaline polycarbonate united with fasara film	opaline	
CENTAURUS		<b>suspension lamp</b> cm 30x29x24h-max200h	metal structure, shade in polycarbonate united with bronze or silver film WF	bronze silver	
DULCINEA		<b>sculpture lamp</b> cm 64x21x202h	ABS diffuser body varnished	white	
ELEUTHERA		<b>table lamp</b> cm 18x60x50h cm 18x18xmax108h	joint in aluminium, body in anodized aluminium matt painted	aluminium matt white matt black	
ESAGONALE		<b>suspension lamp</b> cm 82x71x30h cm 52x45x24h	metal structure, optic aluminium reflector	chrome	
EVOLUTE SOSPENSIONE		<b>suspension lamp</b> ø cm 56x40h-max200h ø cm 39x36h-max200h	chromed metal structure, shade in maple wood or polycarbonate	maple wood polycarbonate	
EVOLUTE TAVOLO		<b>table lamp</b> ø cm 56x87h ø cm 39x65h	painting metal structure, shade in maple wood or polycarbonate	maple wood/grey maple wood/green maple wood/chromo polycarbonate/grey polycarbonate/green polycarbonate/chromo	
FALKLAND		<b>suspension lamp</b> ø cm 40x165h ø cm 40x85h ø cm 40x53h	elastic fabric diffuser, white tubular, natural aluminium structure	white	


FALKLAND TERRA		<b>floor lamp</b> ø cm 40x195h	elastic fabric diffuser, white tubular, natural aluminium structure	white	
				max 150W (E27) IAA/W	

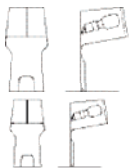

HBM SOSPENSIONE		<b>suspension lamp</b> cm 75x50x40h-max200h cm 52x37x30h-max200h cm 80x80x56h-max200h	bottom plate in chromo metal, shade made of circular disk in aluminium and PETG with aluminized and translucent film	chrome	
				100: max 3x150W (E27) IAG 75/52: max 2x150W (E27) IAG	

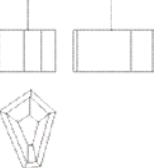

HBM TAVOLO		<b>table lamp</b> cm 75x50x40h cm 52x37x30h	bottom plate in chromo metal, shade made of circular disk in aluminium and PETG with aluminized and translucent film	chrome	
				max 2x150W (E27) IAG	

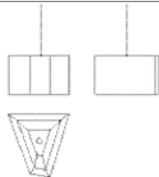

INA		<b>table lamp</b> cm 27x60x68h	aluminium structure with printed circuit	white black	
				touch dimmer	

KISKA PARETE		<b>wall lamp</b> ø cm 11x22hx18s	chrome-plated metal structure, shade composed by two tubes; the external one made of glass and the internal made of party frosted glass		
				max 100W (E27) HSG max 20 W (E27) FBG	

KISKA SOSPENSIONE		<b>suspension lamp</b> ø cm 11x22h-max 200h	chrome-plated metal structure, shade composed by two tubes; the external one made of glass and the internal made of party frosted glass		
				max 100W (E27) HSG max 20 W (E27) FBG	


LETI - LETI 31		<b>table lamp</b> cm 31x21,5x42h cm 23x15,5x32h	sheet metal painted	white black sand red	
				leti 31: max 150W (E27) IAA/W 20W (E27) FBG max 150W (E27) HSG leti : max 60W (E14) IBP/W	

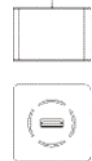
ORION ALFA		<b>suspension lamp</b> cm 98x68x45h-max200h	metal structure, shade in polycarbonate united with bronze or silver film WF	bronze silver	



ORION BETA		<b>suspension lamp</b> cm 60x58x36h	metal structure, shade in polycarbonate united with bronze or silver film WF	bronze silver	
				42W (Gx 24q-4) FSM	



PINBALL WIZARD PARETE		<b>wall lamp</b> cm 28x12x12h	pirex glass and metal body		
				max 100W (E27) HAG-PARD	



PINBALL WIZARD SOSPENSIONE		<b>suspension lamp</b> ø cm 11x24h-max200h	pirex glass and metal body		
				max 100W (E27) HAG-PARD	



PINBALL WIZARD TERRA		<b>floor lamp</b> cm 32x32x200h	pirex glass and metal body, pole in polycarbonate		
				max 100W (E27) HAG-PARD	



PLAYFUL MIND		<b>suspension lamp</b> cm 60x60x40h-max200W	aluminium structure, shade in plastic film	black and white black and colour	
				Fluo: 2x57W (Gx 24q-5) FSM Halo: 150W (R7s) HDG + 300W (R7s) HDG + 150W (E27) HSG	



TET SOSPENSIONE		<b>suspension lamp</b> ø cm 35x30h-max200W	chrome-plated metal structure, painted metal shade	silver white electric blue red	
				max 100W (E27) IAA/W max 150W (E27) IAA/C max 150W (E27) HSG max 20W (E27) FBG	

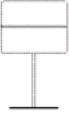

TET SOFFITTO		<b>ceiling lamp</b> ø cm 35x40h	chrome-plated metal structure, painted metal shade	silver white electric blue red	
				max 100W (E27) IAA/W max 150W (E27) IAA/C max 150W (E27) HSG max 20W (E27) FBG	



TET SOFFITTO ORIENTABILE		<b>ceiling lamp</b> ø cm 35x74h	chrome-plated metal structure, painted metal shade	silver white electric blue red	
				max 100W (E27) IAA/W max 150W (E27) IAA/C max 150W (E27) HSG max 20W (E27) FBG	



TET APPOGGIO		<b>table lamp</b> ø cm 35x42h	chrome-plated metal structure, painted metal shade  max 100W (E27) IAA/W max 150W (E27) IAA/C max 150W (E27) HSG max 20W (E27) FBG	silver white electric blue red	
--------------	---	----------------------------------	---	---	--



TET TAVOLO		<b>table lamp</b> ø cm 35x58h	chrome-plated metal structure, painted metal shade  max 100W (E27) IAA/W max 150W (E27) IAA/C max 150W (E27) HSG max 20W (E27) FBG	silver white electric blue red	
------------	---	----------------------------------	---	---	---



TET-TAN SOSPENSIONE		<b>suspension lamp</b> ø cm 35x28h-max 200h	chromed structure, body with integrated reflector in white, black or chrome painted aluminium; diffuser in PVC combined with fabric or PVC net  max 100W (E27) IAA/W max 150W (E27) IAA/C max 150W (E27) HSG max 20W (E27) FBG	white/red fabric white/white fabric white/black PVC white/printed fabric  black/orange fabric black/white fabric black/black PVC black/printed fabric  silver/orange fabric silver/white fabric silver/black PVC	
---------------------	---	--	---	--	---



TET-TAN TAVOLO		<b>table lamp</b> ø cm 35x58h	chromed structure, body with integrated reflector in white, black or chrome painted aluminium; diffuser in PVC combined with fabric or PVC net  max 100W (E27) IAA/W max 150W (E27) IAA/C max 150W (E27) HSG max 20W (E27) FBG	white/red fabric white/white PVC white/black PVC white/printed fabric  black/orange fabric black/white PVC black/black PVC black/printed fabric  silver/orange fabric silver/white PVC silver/black PVC	
----------------	---	----------------------------------	---	---	--



TET-TAN TERRA		<b>floor lamp</b> ø cm 35x166h	chromed structure, body with integrated reflector in white, black or chrome painted aluminium; diffuser in PVC combined with fabric or PVC net  max 100W (E27) IAA/W max 150W (E27) IAA/C max 150W (E27) HSG max 20W (E27) FBG	white/red fabric white/white PVC white/black PVC white/printed fabric  black/orange fabric black/white PVC black/black PVC black/printed fabric  silver/orange fabric silver/white PVC silver/black PVC	
---------------	---	-----------------------------------	---	---	---

TET-TAN BRACCIO		<b>floor lamp</b> cm 158x35x210h	chromed structure, body with integrated reflector in white, black or chrome painted aluminium; diffuser in PVC combined with fabric or PVC net  max 150W (E27) IAM/W max 150W (E27) IAA/W	silver/red fabric silver/white PVC silver/black PVC	
-----------------	---	-------------------------------------	--	---	--

TET-TAN SYSTEM		<b>suspension lamp</b> cm 63x24x5h cm 123x24x5h cm 153x24x5h	body in screen printed polycarbonate aluminium optics with regular spinning  60: 2x24W (G5) FD 120: 2x54W (G5) FD 150: 2x80W (G5) FD	white	
----------------	---	---	--	-------	---

XIAO-TET PARETE		<b>wall lamp</b> ø cm 12,5x15x21h	turned and brushed aluminium painted  max 75W/220V (G9) HSG emery	white aluminium aluminium/black aluminium/red aluminium/champagne	
-----------------	---	--------------------------------------	---	---	---

XIAO-TET SOFFITTO		<b>ceiling lamp</b> ø cm 12,5x13h	turned and brushed aluminium painted  max 75W/220V (G9) HSG emery	white aluminium aluminium/black aluminium/red aluminium/champagne	
-------------------	---	--------------------------------------	---	---	---

XIAO-TET SOSPENSIONE		<b>suspension lamp</b> ø cm 12,5x10h-max 200h	turned and brushed aluminium painted  max 75W/220V (G9) HSG emery	white aluminium aluminium/black aluminium/red aluminium/champagne	
----------------------	---	--	---	---	---